



# STAINLESS STEEL DOOR

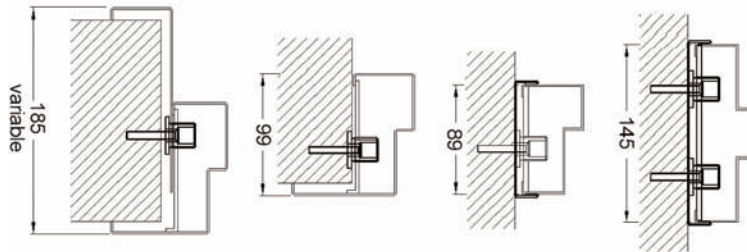


## DOOR LEAF

- Thickness:** 48mm
- Material:** 1.2mm Stainless Steel sheets, a wide variety of colours and finishes available. Standard grades are 304 for medium corrosion and 316 for higher corrosion areas, for example marine and chemical industry.
- Infill:** Self supporting resin-impregnated honeycomb core as standard. Optionally Mineral Wool or Solid Timber.
- Construction:** Doorblade manufactured from two 1.2mm sheets lockformed together, by bonding two steel skins around a rigid core, using a no-weld construction. All internal components, such as lock box, are made from the appropriate grade of Stainless Steel.

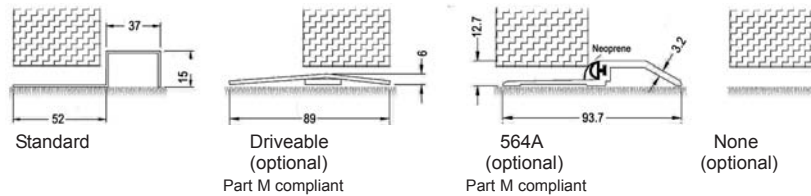
## DOOR FRAME

- Construction:** Folded from 1.6mm Stainless Steel of the appropriate grade. Screw and tab construction with 4no. adjustable fixing feet per jamb, variable sub-frame supplied as standard to accommodate site tolerance of -0/+30mm. The frame is fitted with 3no. Class 13 stainless steel hinges with 2no. security dog bolts.
- Profile:**



## THRESHOLD

- Standard:** 15mm rebated threshold.
- Optional:** 5mm driveable (DDA compliant). 12.5mm 564A Aluminium (DDA compliant).



## FINISHES

- Options:** Stainless steel, brushed, polished, patterned in self finish or coloured.



STAINLESS STEEL

# System Doors

SYSTON ROLLING SHUTTERS LTD TRADING AS SYSTON DOORS

Albert Street, Syston, Leicester LE7 2JB, U.K. - Telephone: (0116) 260 8841 - Fax: (0116) 264 0846

email: sales@syston.com - website: www.syston.com



# STAINLESS STEEL DOOR

## SIZES

**Size:** Doors are custom manufactured in 10mm increments for single openings 690mm to 1390mm and double openings 1290mm to 2600mm, at heights up to 2900mm.

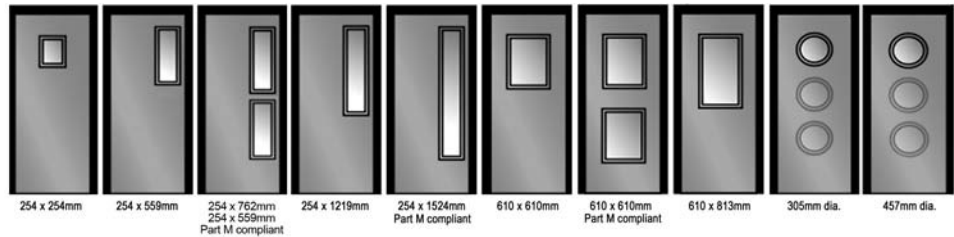
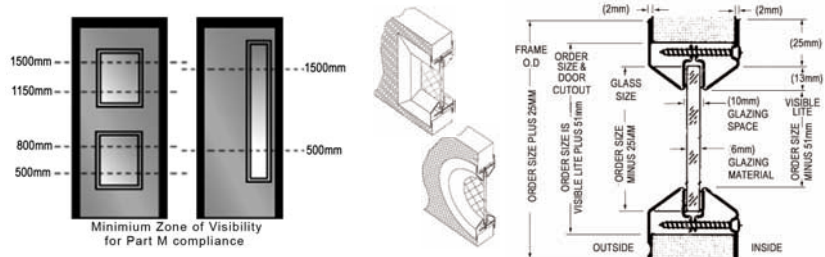
Contact the Sales office for special configurations and finishes.

## VISION PANELS

**Guidance Notes:** To comply with Part M of the Building Regulations 2004 doors across circulation routes should have visibility glazing. (Vision panels less than 50% of the total door area are exempt from Part L of the Building Regulations.)

**Construction:** Welded construction from 1mm stainless steel, screwed together from one side.

**Options:** Standard glazing is 6.4mm clear laminate. Alternative options include 6mm GWPP or a 19mm Double Glazed Unit (6.4/6/6.4 mm laminate). Custom sizes and glass are available to customer requirements.

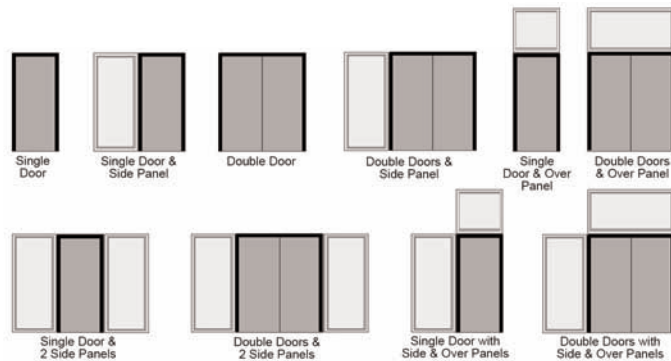


## PANEL ARRANGEMENTS

**Construction:** Panels can be solid or glazed.

**Sizes:** Standard side panels are available up to 1340mm wide x 2900mm high. Standard over panels are available up to 1340 x 2900mm (single door) or 1340 x 2600mm (double door).

**Options:** Hinged panels. Removeable flush or glazed are all available. Please consult the Sales office with specific requirements.



STAINLESS STEEL

# System Doors

SYSTON ROLLING SHUTTERS LTD TRADING AS SYSTON DOORS

Albert Street, Syston, Leicester LE7 2JB, U.K. - Telephone: (0116) 260 8841 - Fax: (0116) 264 0846

email: sales@syston.com - website: www.syston.com